




Preschool Quick Probes



Graphics: [3am teacher](#), Graphics Factory



This packet is copyright of Lauren LaCour, MA CCC-SLP
busybeespeech.blogspot.com

Please do not copy, resell, present as your own, or share downloads!

Should you have any questions or concerns, please email me at

busybeespeech@gmail.com

Follow me on my [blog](#), [Facebook](#), [Twitter](#), or [Instagram](#)!


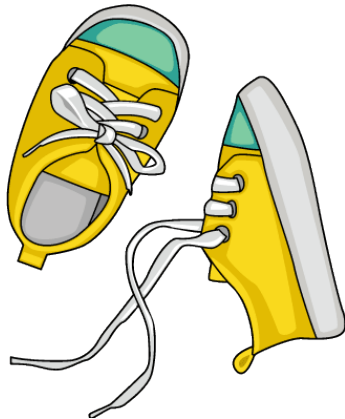


Assembly/Use:

Print and laminate full pages to use as large cards. Cut off top headings/answer keys, if desired. OR save to your files and open on your iPad in a program such as iBooks, etc.





Contents/Directions:

1. Functions – Present card to student and ask, “What do you do with a _____?”
2. Categories – Present card and say, “Show me all of the food/clothes/toys/school supplies.”
3. Basic Concepts (level 1) – Present card. Point to a pair and say, “Which one is _____ (big)?” Then, “Tell me about this one (small).”
4. Basic Concepts (level 2) – Present card. Point to a pair and say, “Which one is _____ (tall)?” Then say, “Tell me about this one (short).”
5. Associations – Present card and say, “Show me what goes with _____.”
6. Prepositions – Present card and ask, “Where is the bear?”

Functions









Categories – Food, Clothes, Toys, School





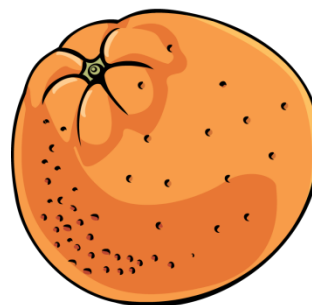

Basic Concepts – Level 1

Big/Little, Night/Day, Dirty/Clean, Open/Closed, Happy/Sad, Empty/Full




Basic Concepts – Level 2

Tall/Short, Fast/Slow, Heavy/Light, Half/Whole, Messy/Neat, Young/Old



Associations

hammer/nail, socks/shoes, spider/web, salt/pepper, umbrella/rain, baseball/glove, table/chair, toothbrush/toothpaste, letter/mailbox, paint/paintbrush



Prepositions

on top, beside, under, front, behind, above

