



**FOLLOWING
SIMPLE DIRECTIONS
WITH COLORS**



THEAUTISMHELPER.COM


1

**COLOR THE
FLOWER RED.**




1

**COLOR THE
FLOWER BLUE.**




1

**COLOR THE BIRD
YELLOW.**



1

**COLOR THE LEAF
GREEN.**



1

**COLOR THE
FLOWER PINK.**




1

**COLOR THE
SUNGLASSES
ORANGE.**




2

**COLOR THE SUN
YELLOW.**



2

**COLOR THE BALL
BLUE.**




2

2


3

**COLOR THE KITE
AND FLOWER
PURPLE.**




3

**COLOR THE
FLOWER BLUE.**



3


**COLOR THE POT
BROWN.**



3

4

**COLOR THE SUN
YELLOW.**



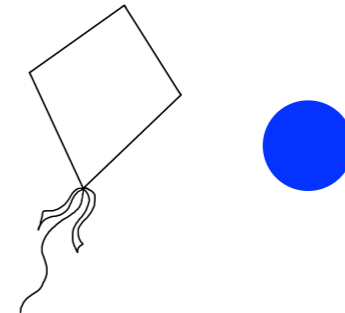
4

**COLOR THE SMALL
KITE GREEN.**




4

**COLOR THE BIG
KITE BLUE.**



4

**COLOR THE
FLOWER RED.**




4

**COLOR THE
FLOWER ORANGE.**



4

**COLOR THE
FLOWER PINK.**



4

**COLOR THE
SUNGLASSES GREY.**




5

**COLOR THE SUN
ORANGE.**




5

**COLOR THE
FLOWER RED.**




5

**COLOR THE SMALL
FLOWERS BLUE.**





5

**COLOR THE
FLOWER PURPLE.**






5

name: _____


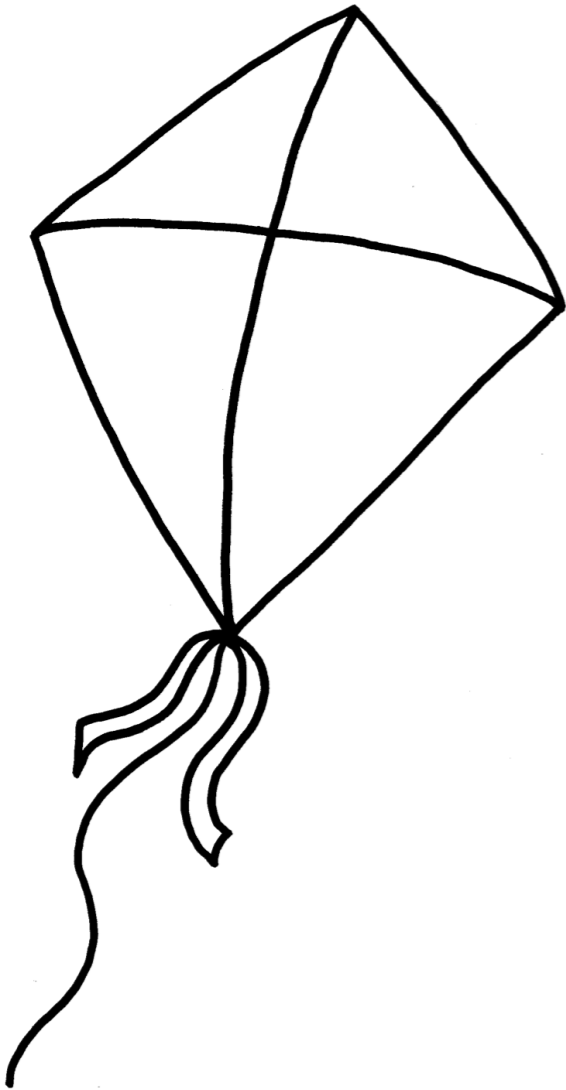


name: _____




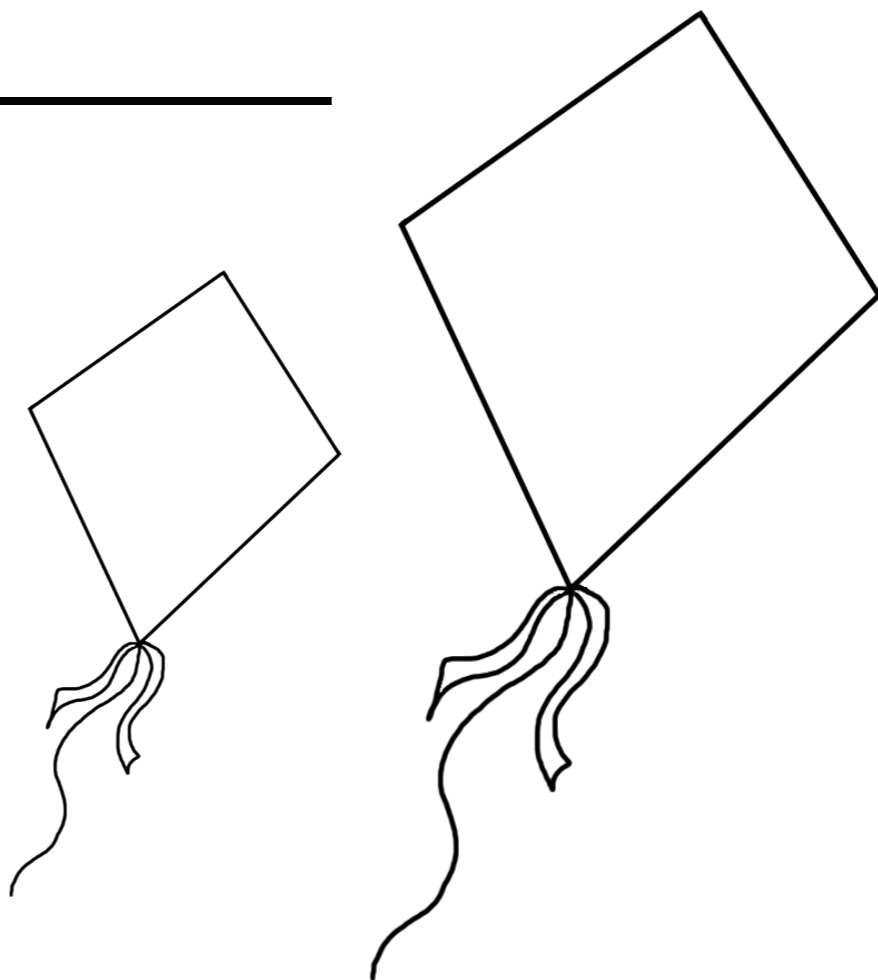



name: _____

3






name: _____



name: _____

5



clipart by:



<http://www.teacherspayteachers.com/Store/Donna-Roberts>

for more tips, resources, and materials to help you help children with autism please visit **theautismhelper.com**



resources, tips and materials to help you help children with autism.